



)

(

"

"

		2017 1 1 2017 6 30
		2016 1 1 2016 6 30
		2011 1

			002881
	Shenzhen MeiG Smart Technology Co.,Ltd		
	MEIG		

	ñ	

1

1

7

4G 4G

4G

4G

1 4G

1

4G PCB

4G

POS

2 4G

2

1

2

4G 4G 4G

ODM IDH OEM ODM IDH

4G	4G	IDH	Android	4G	4G

4G ODM

1
4G

2
4G 4G

3
4G

4
4G 4G 4G

80%

5
4G

1

	1,774.48	23,824.87	1,242.64%
	1,315.75	693.51	47.29%
	9,306.29	13,076.56	40.51%
	307.25	33.87	88.98%

2

1

4G 2012 4G LTE-A
 MIMO 256 QAM 4.5G 5G
 LTE-M NB-IOT

2

3

-40 +85

85

85

4

LTE WIFI 12V WIFI LTE
 3G 4G

2017

4G

4G

		2017	24,813.16	3,716.13
17.61%		1,677.75	263.29	18.61%
	1,458.95		217.47	17.52%
2017			16,542.51	166.85
	1.00%	16,170.57	123.36	0.77%
			8,067.10	3,738.12
86.35%				

	248,131,551.17	210,970,234.57	17.61%	
	187,084,650.67	163,882,829.16	14.16%	
	4,266,688.68	3,846,561.99	10.92%	
	35,783,902.61	22,689,396.24	57.71%	
	1,717,576.22	2,637,109.80	-34.87%	
	2,045,120.53	3,390,887.50	-39.69%	

	-6,068,739.94	-4,586,144.24	32.33%	
	216,118,149.64	-8,196,022.23	2,736.87%	
	223,929,843.11	2,581,090.13	8,575.79%	

	248,131,551.17	100%	210,970,234.57	100%	17.61%

4G	80,671,043.01	32.51%	43,289,825.25	20.52%	86.35%
----	---------------	--------	---------------	--------	--------

161,705,667.26 132,004,413.31 18.37%



	--						--	--	--	--
	--									

		2017 2017-020
--	--	------------------

8

1

2

10%

		4G		2,000,000	13,430,017.76	3,378,349.17	20,009,669.81	-34,976.10	411,196.70
		4G		1,000,000					


2017 1-9	12.50%		57.82%
2017 1-9	2,377.24		3,334.91
2016 1-9			2,113.13
	4G		

1


2016		74.99%	2017 06 28	2017 06 28	2016 2017-005

2

					2017 06 22	2020 6 22



50%



;

(

);

()			()	()	()		
-----	--	--	-----	-----	-----	--	--

1

2

3

4

5

1

1

2

3

2

1

		5,000	2016 10 28	5,000		2		

2

3

1

2

			(2017
764)	2,667		8,000	
10,667				[2017]389
				2,667
	8,000	10,667		
	2,667	2017 6 22		

1

	80,000,000	100.00%						80,000,000	75.00%
1									
2									
3	80,000,000	100.00%						80,000,000	75.00%
	22,080,000	20.70%						22,080,000	20.70%
	57,920,000	54.30%						57,920,000	54.30%
4									

764)

2,667

(2017

		0.04%	42,136		0	42,136		0
		0.02%	23,452		0	23,452		0
		0.01%	15,824		0	15,824		0
		0.01%	12,928		0	12,928		0
		0.01%	12,691		0	12,691		0
		0.01%	9,900		0	9,900		0
10								
3								
	()							
	()							
10								
			42,136			42,136		
			23,452			23,452		
			15,824			15,824		
			12,928			12,928		
			12,691			12,691		
			9,900			9,900		
			6,550			6,550		
			5,186			5,186		
			4,841			4,841		
			4,585			4,585		

10

10

2017 6 8

<http://www.cninfo.com.cn>

2017 6 8

<http://www.cninfo.com.cn>

1

2017 06 30

	238,248,697.00	17,744,816.10
	79,887,980.62	102,662,148.39
	155,765,732.29	139,901,551.41
	6,935,121.13	13,157,454.86
	2,777,329.68	2,408,297.62
	130,765,603.81	93,062,927.12

2017

249,661.30	249,661.30
338,683.12	3,072,462.00
614,968,808.95	372,259,318.80
86,857,637.73	91,569,778.88

	246,167,363.03	64,080,863.03

	3,082,880.00	3,082,880.00
	86,492,472.31	91,313,140.19

		2,351,134.32
	97,238.35	1,235,842.97
	4,527,912.37	1,820,087.83



	2,639,750.74	2,125,866.06
	68,700.00	98,807.13
	16,614,781.33	10,721,790.66
	2,232,630.61	1,686,984.96
	14,382,150.72	9,034,805.70
1.		
2.		
1.		
2.		
3.		
4.		
5.		
6.		
	14,382,150.72	9,034,805.70
	0.18	0.11
	0.18	0.11

5

	231,942,126.84	183,488,561.49

	219,143,000.00	
	21,099,773.78	3,570,000.00
	5,152,560.00	9,481,852.71
	245,395,333.78	13,051,852.71
	18,644,497.74	1,597,194.39
	1,626,934.88	797,420.99
	9,005,751.52	18,853,259.56
	29,277,184.14	21,247,874.94
	216,118,149.64	-8,196,022.23
	27,785.00	15,063.75
	223,929,843.11	2,581,090.13
	14,318,853.89	5,889,665.08
	238,248,697.00	8,470,755.21

6

	5,984,925.47	4,463,976.61
	5,984,925.47	4,463,976.61
	-5,984,925.47	-4,463,976.61
	219,143,000.00	
	21,099,773.78	3,570,000.00
	5,152,560.00	9,481,852.71
	245,395,333.78	13,051,852.71
	18,644,497.74	1,597,194.39
	1,626,934.88	797,420.99
	9,005,751.52	18,829,327.96
	29,277,184.14	21,223,943.34

	80,000				64,080,		7,161.7						
	,000.0				863.03		6						
	0												



8

	80,000,000.00				64,080,863.03				8,449,796.84	76,048,171.60	228,578,831.47

1

1

15

2

1

2

1 1 12 31

3

12

4

5

6

1

2

2

OEBA H^A %GDWBM 夫

2

3

4

5

1

2

13

1

2

3

4

14

1

2


1

2

3

1

2



18

1

1

2

3

2

3

3

4

19

20

1

3

4

25

26

28

1

1

1

2

3

4

5

2

1

4G

2

2

1

2

1

1

166

	68,230,026.14		96,023,235.34
	79,887,980.62		102,662,148.39

2

3

	12,355,612.58		
			29,995,211.26
	12,355,612.58		29,995,211.26

4

5

1

1			
1	153,927,288.39	7,696,364.41	5.00%
1 2	10,594,231.46	1,059,423.15	10.00%
2 3			
3	821,653.00	821,653.00	100.00%
	165,343,172.85	9,577,440.56	

0

2

996,439.94

0.00

3

4

	()	
1	34,160,840.09	20.62%
2	25,810,518.77	15.58%
3	17,924,145.69	10.82%

7

	353,592.16	353,592.16	100%	
	353,592.16	353,592.16		

6

1

1	6,935,121.13	100.00%	13,157,454.86	100.00%
1 2				
2 3				
3				
	6,935,121.13	--	13,157,454.86	--

2

9

1

3

4

	2,518,324.00	2,307,978.64

4.	458,036.14	44,024,078.01	1,862,684.38	1,442,468.89	47,787,267.42
1.					
2.					
1					
3.					
1					
4.					
1.	4,062,565.86	77,411,566.55	3,531,261.60	1,852,243.72	86,857,637.73
2.	4,164,279.36	81,776,098.00	3,788,275.26	1,841,126.26	91,569,778.88

2

	29,675,493.65	6,315,707.38		23,359,786.27

3

	4,062,565.86	

16

1

1.				1,104,131.09	6,305,600.00	7,409,731.09
2.					81,410.27	81,410.27
1					81,410.27	81,410.27
2						
3						

3.						
1						
4.				1,104,131.09	6,387,010.27	7,491,141.36
1.				951,709.48	6,196,279.31	7,147,988.79
2.				60,327.65	109,320.69	169,648.34
1				60,327.65	109,320.69	169,648.34
3.						
1						
4.				1,012,037.13	6,305,600.00	7,317,637.13
1.						
2.						
1						
3.						
1						
4.						
1.				92,093.96	81,410.27	173,504.23
2.				152,421.61	109,320.69	261,742.30

17

18

19

	1,212,870.14		473,977.83	738,892.31
	273,792.03		54,758.40	219,033.63
	315,000.00		105,000.00	210,000.00
	1,040,000.00		130,000.02	909,999.98

	672,364.70		64,703.07	31,482.95	576,178.68
		67,910.00	11,318.34		56,591.66
	3,514,026.87	67,910.00	839,757.66	31,482.95	2,710,696.26

20 /

1

	11,019,353.26	1,654,934.87	9,871,922.68	1,481,631.52
	2,615,205.56	653,801.40	1,877,052.87	469,263.22
	5,308,222.14	796,233.32	3,466,363.38	

	764,584.42	155,126.13
	2,559,028.27	2,683,858.93
	702,000.00	
	4,186,653.57	3,000,025.94

2013 1 24

2014 1 2028 9

22

1

		18,570,000.00
	57,000,000.00	30,000,000.00
*1		13,181,786.06

30

1

	7,116,724.39	
	2,624,363.37	1,548,518.34
	637,756.17	1,659,010.89
	10,378,843.93	3,207,529.23

2

1

31

32

		302,807.03
	4,139,549.62	7,241,286.99
	4,139,549.62	7,544,094.02

	1,512,262.86	3,038,762.54
	1,156,001.14	2,382,862.13
	1,596,901.29	2,194,458.96
	4,265,165.29	7,616,083.63

2

	53,895.17	125,588.94
	36,082.75	114,426.53
	35,637.75	134,781.17
	125,615.67	374,796.64

33



	98,039.11	1,328,666.52
--	-----------	--------------

2

	800.76	17,019.49
		75,804.06
	800.76	92,823.55

3

	721,750.25	770,354.76
	515,535.89	852,083.87
	107,268.68	
	21,069.70	
	1,365,624.52	1,622,438.63

47

	1,870,155.66	1,661,270.10
	1,141,582.70	1,446,882.30
	905,041.50	283,901.25
	200,398.23	227,587.38
	56,101.23	49,681.11
	15,679.54	138,572.75
	77,729.82	38,667.10
	4,266,688.68	3,846,561.99

48

	7,133,437.22	7,669,072.53
	498,354.99	393,697.40
	2,502,383.31	2,124,308.58
	482,728.52	391,461.19
		185,316.51
	251,487.48	628,610.21
	1,875,280.18	1,431,238.74
	21,003,718.76	8,307,252.85
	1,433,558.71	458,475.17
	398,078.48	894,826.51
	204,874.96	205,136.55
	35,783,902.61	22,689,396.24

	68,950.55	98,807.13	68,950.55
	68,950.55	98,807.13	68,950.55

56

1

	2,679,240.87	1,788,666.27
	-634,120.34	1,602,221.23
	2,045,120.53	3,390,887.50

2

	18,822,651.83
/	2,823,397.77
	231,649.64

59

1

1	--	--
	16,777,531.30	14,144,664.76

2

	238,248,697.00	14,318,853.89
	4,701.30	502.00
	238,243,995.70	14,318,351.89
	238,248,697.00	14,318,853.89

60

61



875,249.70
4,502.20
1,132,188.26
1,132,188.26
1,705,414.55
1,705,414.55
5,860,765.73
5,860,765.73
2,178,457.36
2,178,457.36
4,139,549.62
1,458,367.70
2,681,181.92
97,238.35
97,238.35

3

4

5

6

2

1

2

3

3

3

•

5

6

1

1



|

3

4

5

2

3

4

5

6

()

()

1

2

2014 2015 2016

	2017 6 30			2016 12 31		

4

1

/

		798,969.70			444,192.11

2

		804,247.70	3,475,845.06
		2,685,744.14	

3

	20,000,000.00	2016 11 21	2019 11 21	
	40,000,000.00	2016 08 04	2019 08 31	
	50,000,000.00	2016 10 28	2019 10 28	
	1,170,000.00	2015 06 16	2019 04 21	
	42,850,000.00	2015 09 11	2018 09 10	
	5,978,328.82	2015 07 09	2018 06 09	
	6,447,255.25	2015 04 15	2018 03 15	
	10,000,000.00	2015 01 29	2018 01 28	

1,980,000.00 2014

4

	1,003,213.46	851,213.68

5


5

1

--	--	--	--

1

1



2

	9,973,404.02	100.00%	210,860.26	2.11%	9,762,543.76	4,520,552.45	100.00%	144,233.86	3.19%	4,376,318.59
	9,973,404.02	100.00%	210,860.26	2.11%	9,762,543.76	4,520,552.45	100.00%	144,233.86	3.19%	4,376,318.59

1			
1	9,797,515.02	128,228.96	1.31%
1 2	33,533.00	3,353.30	
2 3			

--	--	--	--

2

4

--	--

--

5

	5,990,725.21	1	60.07%	
	776,468.00	1		



3,082,880.00

3,082,880.00

	7.09%	0.21	0.21
	6.17%	0.18	0.18

3

1

2017